



**JA三井リース株式会社**  
**JA MITSUI LEASING**

# **FACT BOOK 2022**

2022年3月期 For the fiscal year ended March 31, 2022

# 連結財務ハイライト Consolidated Financial Highlights

単位：百万円/Millions of yen  
通期/fiscal term

		2018/3	2019/3	2020/3	2021/3	2022/3
売上高	Net sales	450,308	452,376	467,135	434,971	<b>459,232</b>
経常利益	Ordinary profit	24,410	23,791	22,334	14,196	<b>25,970</b>
親会社株主に帰属する当期純利益	Profit attributable to owners of parent	17,192	16,176	15,904	9,185	<b>18,464</b>
純資産額	Net assets	214,052	220,297	230,362	236,185	<b>259,562</b>
総資産額	Total assets	1,646,301	1,710,625	1,769,241	1,875,534	<b>2,120,018</b>
1株当たり純資産額 (円)	Net assets per share (Yen)	4,635.05	4,838.64	5,150.67	5,295.80	<b>5,892.00</b>
1株当たり当期純利益金額 (円)	Basic earnings per share (Yen)	232.88	219.12	215.44	124.43	<b>250.11</b>
自己資本比率 (%)	Equity ratio (%)	12.8	12.7	12.9	12.4	<b>11.9</b>
自己資本利益率 (%)	Return on equity (%)	8.3	7.6	7.1	4.0	<b>7.6</b>

(注) 1. 売上高には、消費税等は含まれておりません。

2. 株価収益率は、当社株式が非上場であるため、記載しておりません。

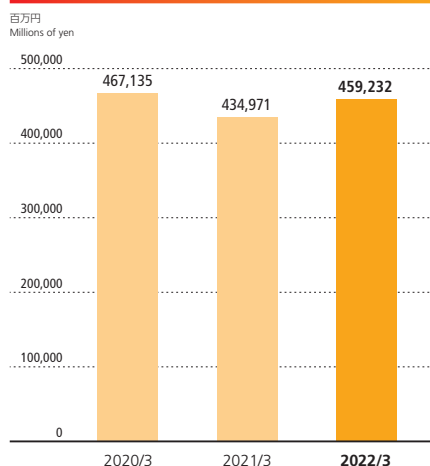
3. 「[税効果会計に係る会計基準]の一部改正」(企業会計基準第28号 2018年2月16日)等を第11期の期首から適用しており、第10期に係る主要な経営指標等については、当該会計基準等を選り適用した後の指標等となっております。

(Notes) 1.Net sales do not include the consumption tax, etc.

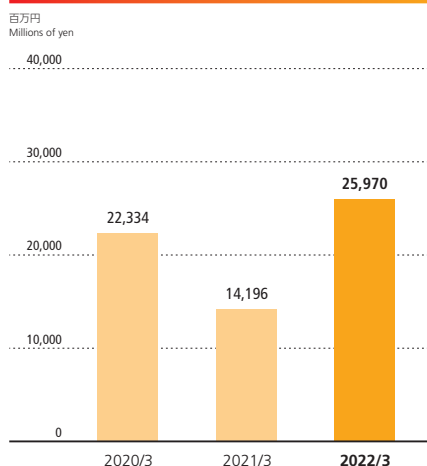
2.Price-earnings ratio is not recorded as the Company's shares are unlisted.

3.The Company has applied "Partial Amendments to Accounting Standard for Tax Effect Accounting" (Accounting Standards Board of Japan ("ASBJ") Statement No. 28, February 16, 2018) and other standards from the beginning of the fiscal year ended March 31, 2019. These standards, etc. have been retrospectively applied to the major management indicators, etc. for the fiscal year ended March 31, 2018.

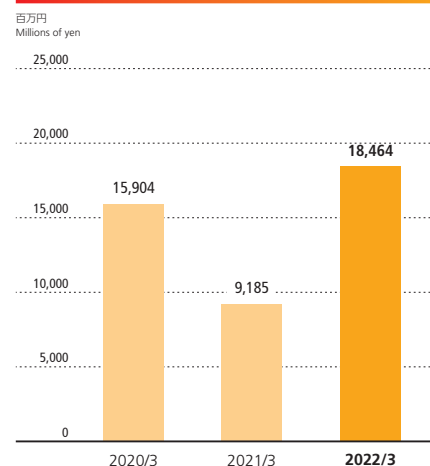
## 売上高 Net sales



## 経常利益 Ordinary profit



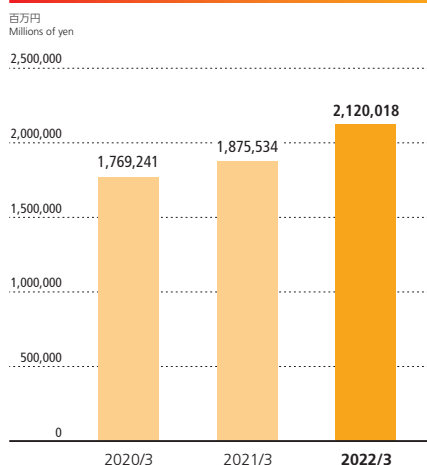
## 親会社株主に帰属する当期純利益 Profit attributable to owners of parent



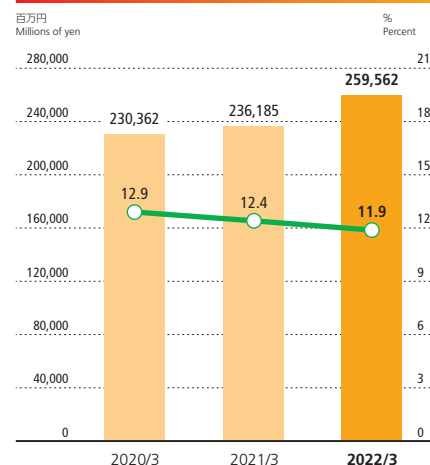
## 1株当たり純資産額 Net assets per share



## 総資産額 Total assets



## 純資産額及び自己資本比率 Net assets and Equity ratio



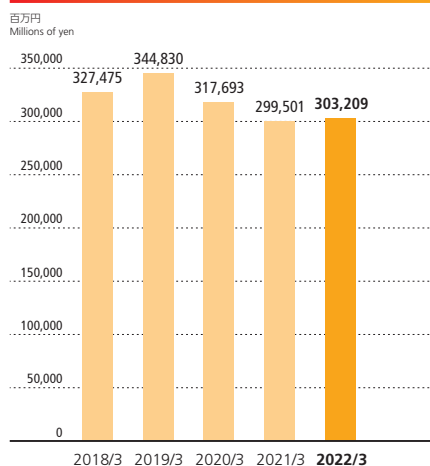
# 個別財務ハイライト Non-Consolidated Financial Highlights

単位：百万円/Millions of yen  
通期/fiscal term

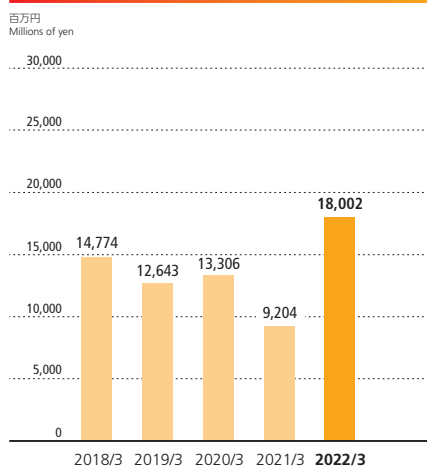
		2018/3	2019/3	2020/3	2021/3	2022/3
売上高	Net sales	327,475	344,830	317,693	299,501	<b>303,209</b>
経常利益	Ordinary profit	14,774	12,643	13,306	9,204	<b>18,002</b>
当期純利益	Profit	10,482	9,054	10,609	6,993	<b>13,638</b>
純資産額	Net assets	176,526	177,527	183,038	187,471	<b>195,420</b>
総資産額	Total assets	1,358,377	1,390,676	1,441,083	1,532,569	<b>1,670,068</b>
1株当たり純資産額 (円)	Net assets per share (Yen)	3,572.81	3,603.71	3,773.71	3,910.46	<b>4,155.69</b>
1株当たり当期純利益金額 (円)	Basic earnings per share (Yen)	142.00	122.65	143.71	94.73	<b>184.74</b>
自己資本比率 (%)	Equity ratio (%)	13.0	12.8	12.7	12.2	<b>11.7</b>
自己資本利益率 (%)	Return on equity (%)	6.0	5.1	5.9	3.8	<b>7.1</b>

(注) 1. 売上高には、消費税等は含まれておりません。  
2. 株価収益率は、当社株式が非上場であるため、記載しておりません。  
(Notes) 1. Net sales do not include the consumption tax, etc.  
2. Price-earnings ratio is not recorded as the Company's shares are unlisted.

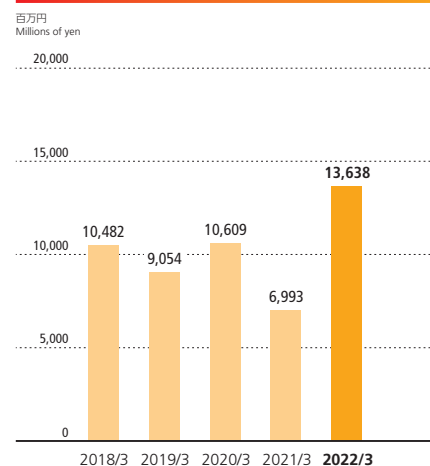
## 売上高 Net sales



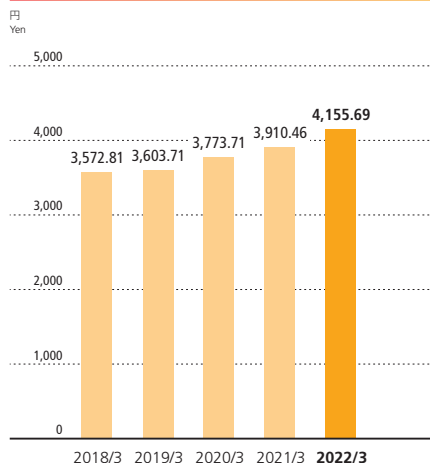
## 経常利益 Ordinary profit



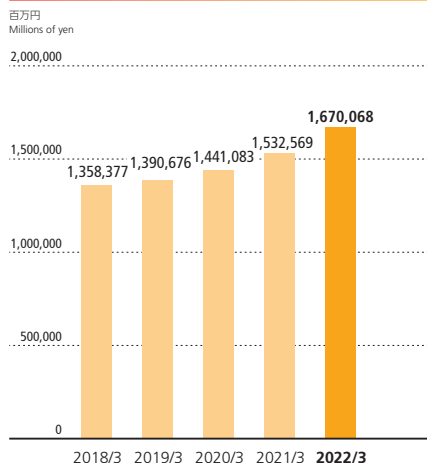
## 当期純利益 Profit



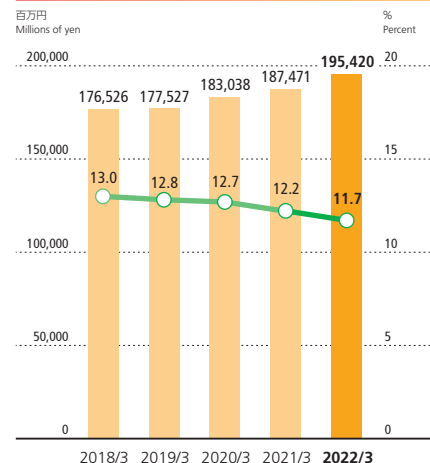
## 1株当たり純資産額 Net assets per share



## 総資産額 Total assets



## 純資産額及び自己資本比率 Net assets and Equity ratio



# 連結貸借対照表

## Consolidated Balance Sheet

単位：百万円/Millions of yen  
通期/fiscal term

資産の部	Assets	2021/3	2022/3
流動資産	Current assets		
現金及び預金	Cash and deposits	72,040	<b>76,862</b>
受取手形	Notes receivable - trade	7	<b>10</b>
割賦債権	Installment receivables	144,221	<b>137,154</b>
リース債権及びリース投資資産	Lease receivables and investments in leases	1,048,621	<b>1,111,778</b>
営業貸付金	Accounts receivable - operating loans	311,053	<b>394,393</b>
その他の営業貸付債権	Accounts receivable - other loans to customers	60,306	<b>82,773</b>
賃貸料等未収入金	Accounts receivable - lease	2,121	<b>2,547</b>
その他の営業資産	Other operating assets	11,972	<b>25,183</b>
有価証券	Securities	692	—
商品	Merchandise	11,305	<b>9,845</b>
その他	Other	32,398	<b>33,047</b>
貸倒引当金	Allowance for doubtful accounts	(6,884)	<b>(6,512)</b>
流動資産合計	Total current assets	1,687,857	<b>1,867,084</b>
固定資産	Non-current assets		
有形固定資産	Property, plant and equipment		
賃貸資産	Assets for lease		
賃貸資産	Assets for lease	114,821	<b>174,212</b>
賃貸資産前渡金	Advance payments for purchases of assets for lease	208	<b>1,495</b>
賃貸資産合計	Total assets for lease	115,030	<b>175,708</b>
社用資産	Own-used assets	2,740	<b>5,284</b>
有形固定資産合計	Total property, plant and equipment	117,770	<b>180,992</b>
無形固定資産	Intangible assets		
賃貸資産	Assets for lease		
賃貸資産	Assets for lease	604	<b>340</b>
賃貸資産合計	Total assets for lease	604	<b>340</b>
その他の無形固定資産	Other intangible assets		
のれん	Goodwill	2,406	<b>1,953</b>
ソフトウェア	Software	3,194	<b>3,642</b>
その他	Other	714	<b>1,537</b>
その他の無形固定資産合計	Total other intangible assets	6,314	<b>7,132</b>
無形固定資産合計	Total intangible assets	6,918	<b>7,473</b>
投資その他の資産	Investments and other assets		
投資有価証券	Investment securities	49,922	<b>51,269</b>
破産更生債権等	Distressed receivables	3,654	<b>906</b>
繰延税金資産	Deferred tax assets	1,765	<b>2,452</b>
その他	Other	9,093	<b>10,580</b>
貸倒引当金	Allowance for doubtful accounts	(1,448)	<b>(740)</b>
投資その他の資産合計	Total investments and other assets	62,987	<b>64,468</b>
固定資産合計	Total non-current assets	187,676	<b>252,934</b>
資産合計	Total assets	1,875,534	<b>2,120,018</b>

単位：百万円/Millions of yen  
通期/fiscal term

負債の部	Liabilities	2021/3	2022/3
流動負債	Current liabilities		
支払手形及び買掛金	Notes and accounts payable - trade	50,202	<b>36,085</b>
短期借入金	Short-term borrowings	275,919	<b>367,874</b>
1年内償還予定の社債	Current portion of bonds payable	20,000	<b>20,000</b>
1年内返済予定の長期借入金	Current portion of long-term borrowings	136,236	<b>131,739</b>
コマーシャル・ペーパー	Commercial papers	368,964	<b>402,968</b>
債権流動化に伴う支払債務	Payables under securitization of lease receivables	35,243	<b>44,945</b>
リース債務	Lease obligations	9,948	<b>15,846</b>
未払法人税等	Income taxes payable	2,168	<b>4,530</b>
割賦未実現利益	Unrealized profit on installment sales	12,949	<b>7,674</b>
賞与引当金	Provision for bonuses	1,671	<b>1,821</b>
役員賞与引当金	Provision for directors' bonuses	18	<b>37</b>
資産除去債務	Asset retirement obligations	1,404	<b>1,449</b>
その他	Other	31,560	<b>42,924</b>
流動負債合計	Total current liabilities	946,288	<b>1,077,899</b>
固定負債	Non-current liabilities		
社債	Bonds payable	110,000	<b>120,000</b>
長期借入金	Long-term borrowings	464,521	<b>504,118</b>
債権流動化に伴う長期支払債務	Long-term payables under securitization of lease receivables	84,108	<b>123,573</b>
繰延税金負債	Deferred tax liabilities	—	<b>241</b>
退職給付に係る負債	Net defined benefit liability	6,136	<b>5,922</b>
預り保証金	Guarantee deposits	26,267	<b>27,339</b>
資産除去債務	Asset retirement obligations	461	<b>601</b>
その他	Other	1,562	<b>760</b>
固定負債合計	Total non-current liabilities	693,059	<b>782,556</b>
負債合計	Total liabilities	1,639,348	<b>1,860,456</b>
純資産の部	Net assets		
株主資本	Shareholders' equity		
資本金	Share capital	32,000	<b>32,000</b>
資本剰余金	Capital surplus	66,291	<b>66,363</b>
利益剰余金	Retained earnings	132,894	<b>147,698</b>
株主資本合計	Total shareholders' equity	231,185	<b>246,062</b>
その他の包括利益累計額	Accumulated other comprehensive income		
その他有価証券評価差額金	Valuation difference on available-for-sale securities	9,785	<b>8,049</b>
繰延ヘッジ損益	Deferred gains or losses on hedges	(112)	<b>10</b>
為替換算調整勘定	Foreign currency translation adjustment	(7,915)	<b>(2,129)</b>
退職給付に係る調整累計額	Remeasurements of defined benefit plans	(565)	<b>(289)</b>
その他の包括利益累計額合計	Total accumulated other comprehensive income	1,191	<b>5,640</b>
非支配株主持分	Non-controlling interests	3,808	<b>7,859</b>
純資産合計	Total net assets	236,185	<b>259,562</b>
負債純資産合計	Total liabilities and net assets	1,875,534	<b>2,120,018</b>

## 連結損益計算書及び連結包括利益計算書

## Consolidated Statements of Income and Comprehensive Income

### 連結損益計算書/Consolidated Statement of Income

		単位：百万円/Millions of yen 通期/fiscal term	
		2021/3	2022/3
売上高	Net sales	434,971	<b>459,232</b>
売上原価	Cost of sales	386,322	<b>406,426</b>
売上総利益	Gross profit	48,648	<b>52,806</b>
販売費及び一般管理費	Selling, general and administrative expenses	33,344	<b>27,024</b>
営業利益	Operating profit	15,303	<b>25,781</b>
営業外収益	Non-operating income		
受取利息	Interest income	16	<b>12</b>
受取配当金	Dividend income	328	<b>362</b>
持分法による投資利益	Share of profit of entities accounted for using equity method	—	<b>230</b>
為替差益	Foreign exchange gains	—	<b>12</b>
その他	Other	24	<b>34</b>
営業外収益合計	Total non-operating income	370	<b>652</b>
営業外費用	Non-operating expenses		
支払利息	Interest expenses	271	<b>301</b>
社債発行費	Bond issuance costs	149	<b>159</b>
持分法による投資損失	Share of loss of entities accounted for using equity method	953	—
為替差損	Foreign exchange losses	100	—
その他	Other	1	<b>3</b>
営業外費用合計	Total non-operating expenses	1,477	<b>464</b>
経常利益	Ordinary profit	14,196	<b>25,970</b>
特別利益	Extraordinary income		
固定資産売却益	Gain on sale of non-current assets	8	<b>17</b>
投資有価証券売却益	Gain on sale of investment securities	47	<b>319</b>
関係会社株式売却益	Gain on sale of shares of subsidiaries and associates	—	<b>6</b>
負のれん発生益	Gain on bargain purchase	—	<b>463</b>
特別利益合計	Total extraordinary income	56	<b>807</b>
特別損失	Extraordinary losses		
固定資産除売却損	Loss on sale and retirement of non-current assets	46	<b>13</b>
投資有価証券評価損	Loss on valuation of investment securities	343	<b>40</b>
関係会社株式売却損	Loss on sale of shares of subsidiaries and associates	65	—
関係会社株式評価損	Loss on valuation of shares of subsidiaries and associates	—	<b>5</b>
関係会社整理損	Loss on liquidation of subsidiaries and associates	15	<b>4</b>
ゴルフ会員権売却損	Loss on sale of golf club membership	—	<b>3</b>
特別損失合計	Total extraordinary losses	471	<b>67</b>
税金等調整前当期純利益	Profit before income taxes	13,781	<b>26,709</b>
法人税、住民税及び事業税	Income taxes - current	5,707	<b>8,420</b>
法人税等調整額	Income taxes - deferred	(929)	<b>(109)</b>
法人税等合計	Total income taxes	4,777	<b>8,310</b>
当期純利益	Profit	9,004	<b>18,398</b>
非支配株主に帰属する当期純損失 (△)	Loss attributable to non-controlling interests	(181)	<b>(65)</b>
親会社株主に帰属する当期純利益	Profit attributable to owners of parent	9,185	<b>18,464</b>

### 連結包括利益計算書/Consolidated Statement of Comprehensive Income

		単位：百万円/Millions of yen 通期/fiscal term	
		2021/3	2022/3
当期純利益	Profit (loss)	9,004	<b>18,398</b>
その他の包括利益	Other comprehensive income		
その他有価証券評価差額金	Valuation difference on available-for-sale securities	5,359	<b>(1,736)</b>
繰延ヘッジ損益	Deferred gains or losses on hedges	82	<b>123</b>
為替換算調整勘定	Foreign currency translation adjustment	(2,152)	<b>4,996</b>
退職給付に係る調整額	Remeasurements of defined benefit plans, net of tax	439	<b>276</b>
持分法適用会社に対する持分相当額	Share of other comprehensive income of entities accounted for using equity method	(122)	<b>785</b>
その他の包括利益合計	Other comprehensive income	3,606	<b>4,444</b>
包括利益	Comprehensive income	12,610	<b>22,843</b>
(内訳)	Comprehensive income attributable to		
親会社株主に係る包括利益	Comprehensive income attributable to owners of parent	12,791	<b>22,913</b>
非支配株主に係る包括利益	Comprehensive income attributable to non-controlling interests	(180)	<b>(69)</b>

# 連結株主資本等変動計算書

## Consolidated Statements of Changes in Net Assets

前連結会計年度(自 2020年4月1日 至 2021年3月31日)/For the fiscal year ended March 31, 2020

	株主資本 Stockholders' equity				その他の包括利益累計額 Accumulated other comprehensive income						
	資本金 Share capital	資本剰余金 Capital surplus	利益剰余金 Retained earnings	株主資本合計 Total shareholders' equity	その他有価証券 評価差額金 Valuation difference on available-for-sale securities	繰延ヘッジ 損益 Deferred gains or losses on hedges	為替換算 調整勘定 Foreign currency translation adjustment	退職給付に係る 調整累計額 Remeasurements of defined benefit plans	その他の包括利益 累計額合計 Total accumulated other comprehensive income	非支配 株主持分 Non-controlling interests	純資産合計 Total net assets
当期首残高 Balance at beginning of period	32,000	66,281	131,804	230,086							
会計方針の変更による累積的影響額 Cumulative effects of changes in accounting policies				—							
会計方針の変更を反映した当期首残高 Restated balance	32,000	66,281	131,804	230,086							
当期変動額 Changes during period											
剰余金の配当 Dividends of surplus			(7,899)	(7,899)							(7,899)
親会社株主に帰属する当期純利益 Profit attributable to owners of parent			9,185	9,185							9,185
非支配株主との取引に係る親会社の持分変動 Change in ownership interest of parent due to transactions with non-controlling interests		9		9							9
連結範囲の変動 Change in scope of consolidation				—							—
在外関係会社の会計基準の改正等に伴う影響額 Effect of revision of accounting standards for overseas subsidiaries and affiliates			(196)	(196)							(196)
株主資本以外の項目の当期変動額 (純額) Net changes in items other than shareholders' equity											
当期変動額合計 Total changes during period	—	9	1,089	1,098							
当期末残高 Balance at end of period	32,000	66,291	132,894	231,185							
当期首残高 Balance at beginning of period	4,422	(195)	(5,635)	(1,005)	(2,413)	2,689					230,362
会計方針の変更による累積的影響額 Cumulative effects of changes in accounting policies				—							—
会計方針の変更を反映した当期首残高 Restated balance	4,422	(195)	(5,635)	(1,005)	(2,413)	2,689					230,362
当期変動額 Changes during period											
剰余金の配当 Dividends of surplus											(7,899)
親会社株主に帰属する当期純利益 Profit attributable to owners of parent											9,185
非支配株主との取引に係る親会社の持分変動 Change in ownership interest of parent due to transactions with non-controlling interests											9
連結範囲の変動 Change in scope of consolidation											—
在外関係会社の会計基準の改正等に伴う影響額 Effect of revision of accounting standards for overseas subsidiaries and affiliates											(196)
株主資本以外の項目の当期変動額 (純額) Net changes in items other than shareholders' equity	5,363	82	(2,280)	439	3,605	1,118					4,723
当期変動額合計 Total changes during period	5,363	82	(2,280)	439	3,605	1,118					5,822
当期末残高 Balance at end of period	9,785	(112)	(7,915)	(565)	1,191	3,808					236,185

## 連結株主資本等変動計算書

### Consolidated Statements of Changes in Net Assets

当連結会計年度(自 2021年4月1日 至 2022年3月31日)/For the fiscal year ended March 31, 2021

	株主資本 Stockholders' equity				その他の包括利益累計額 Accumulated other comprehensive income			純資産合計 Total net assets		
	資本金 Share capital	資本剰余金 Capital surplus	利益剰余金 Retained earnings	株主資本合計 Total shareholders' equity	その他有価証券 評価差額金 Valuation difference on available-for-sale securities	繰延ヘッジ 損益 Deferred gains or losses on hedges	為替換算 調整勘定 Foreign currency translation adjustment		退職給付に係る 調整累計額 Remeasurements of defined benefit plans	その他の包括利益 累計額合計 Total accumulated other comprehensive income
当期首残高 Balance at beginning of period	32,000	66,291	132,894	231,185				1,191	3,808	236,185
会計方針の変更による累積的影響額 Cumulative effects of changes in accounting policies			917	917						917
会計方針の変更を反映した当期首残高 Restated balance	32,000	66,291	133,811	232,102				1,191	3,808	237,102
当期変動額 Changes during period										
剰余金の配当 Dividends of surplus			(4,577)	(4,577)						(4,577)
親会社株主に帰属する当期純利益 Profit attributable to owners of parent			18,464	18,464						18,464
非支配株主との取引に係る親会社の持分変動 Change in ownership interest of parent due to transactions with non-controlling interests		72		72						72
在外関係会社の会計基準の改正等に伴う影響額 Effect of revision of accounting standards for overseas subsidiaries and affiliates										
株主資本以外の項目の当期変動額 (純額) Net changes in items other than shareholders' equity					(1,736)	123	5,786	276	4,449	4,051
当期変動額合計 Total changes during period	—	72	13,887	13,959	(1,736)	123	5,786	276	4,449	22,459
当期末残高 Balance at end of period	32,000	66,363	147,698	246,062	8,049	10	(2,129)	(289)	5,640	259,562



# 連結キャッシュ・フロー計算書

## Consolidated Statements of Cash Flows

単位：百万円/Millions of yen  
通期/fiscal term

		2021/3	2022/3
営業活動によるキャッシュ・フロー	Cash flows from operating activities		
税金等調整前当期純利益	Profit before income taxes	13,781	26,709
賃貸資産減価償却費	Depreciation of assets for lease	16,075	22,870
賃貸資産除却損及び売却原価	Loss on retirement of assets for lease and cost of products sold	5,763	17,968
社用資産減価償却費及び除売却損益 (△は益)	Depreciation of own-used assets and loss (gain) on sale or disposal of assets	1,868	1,940
のれん償却額	Amortization of goodwill	661	750
為替差損益 (△は益)	Foreign exchange losses (gains)	1,411	1,644
貸倒引当金の増減額 (△は減少)	Increase (decrease) in allowance for doubtful accounts	3,072	(1,659)
受取利息及び受取配当金	Interest and dividend income	(345)	(375)
資金原価及び支払利息	Capital costs and interest expenses	9,408	8,368
持分法による投資損益 (△は益)	Share of loss (profit) of entities accounted for using equity method	953	(230)
投資有価証券売却損益 (△は益)	Loss (gain) on sale of investment securities	(47)	(319)
投資有価証券評価損益 (△は益)	Loss (gain) on valuation of investment securities	343	40
関係会社株式評価損	Loss on valuation of shares of subsidiaries and associates	—	5
関係会社株式売却損益 (△は益)	Loss (gain) on sale of shares of subsidiaries and associates	65	(6)
負ののれん発生益	Gain on bargain purchase	—	(463)
賃貸料等未収入金の増減額 (△は増加)	Decrease (increase) in accounts receivable - lease	(662)	(330)
割賦債権の増減額 (△は増加)	Decrease (increase) in installment receivables	533	2,816
リース債権及びリース投資資産の増減額 (△は増加)	Net decrease (increase) in lease receivables and investments in leases	(49,643)	(7,802)
貸付債権の増減額 (△は増加)	Decrease (increase) in loan claims	(19,081)	(84,979)
その他の営業資産の増減額 (△は増加)	Decrease (increase) in other operating assets	(617)	(12,125)
棚卸資産の増減額 (△は増加)	Decrease (increase) in inventories	2,299	(847)
営業投資有価証券の増減額 (△は増加)	Decrease (increase) in investment securities for sale	(5,268)	(2,185)
賃貸資産の取得による支出	Purchase of assets for lease	(66,768)	(103,086)
仕入債務の増減額 (△は減少)	Increase (decrease) in trade payables	1,432	(14,567)
その他	Other, net	1,632	(1,715)
小計	Subtotal	(83,129)	(147,580)
利息及び配当金の受取額	Interest and dividends received	579	647
利息の支払額	Interest paid	(9,761)	(8,441)
法人税等の支払額	Income taxes paid	(7,688)	(5,686)
営業活動によるキャッシュ・フロー	Net cash provided by (used in) operating activities	(99,999)	(161,060)
投資活動によるキャッシュ・フロー	Cash flows from investing activities		
社用資産の取得による支出	Purchase of own-used assets	(2,836)	(5,663)
投資有価証券の取得による支出	Purchase of investment securities	(548)	(922)
投資有価証券の売却及び償還による収入	Proceeds from sale and redemption of investment securities	136	1,206
連結の範囲の変更を伴う子会社株式の取得による収入	Proceeds from purchase of shares of subsidiaries resulting in change in scope of consolidation	—	554
その他	Other, net	768	55
投資活動によるキャッシュ・フロー	Net cash provided by (used in) investing activities	(2,479)	(4,769)
財務活動によるキャッシュ・フロー	Cash flows from financing activities		
短期借入金の純増減額 (△は減少)	Net increase (decrease) in short-term borrowings	16,192	70,599
コマーシャル・ペーパーの純増減額 (△は減少)	Net increase (decrease) in commercial papers	(4)	34,003
債権流動化による収入	Proceeds from securitization of lease receivables	63,295	88,633
債権流動化の返済による支出	Repayments of payables under securitization of lease receivables	(32,545)	(39,467)
長期借入れによる収入	Proceeds from long-term borrowings	156,026	162,637
長期借入金の返済による支出	Repayments of long-term borrowings	(124,636)	(155,147)
社債の発行による収入	Proceeds from issuance of bonds	29,850	29,840
社債の償還による支出	Redemption of bonds	(10,000)	(20,000)
配当金の支払額	Dividends paid	(7,899)	(4,577)
その他	Other, net	1,291	2,569
財務活動によるキャッシュ・フロー	Net cash provided by (used in) financing activities	91,569	169,092
現金及び現金同等物に係る換算差額	Effect of exchange rate change on cash and cash equivalents	(209)	1,560
現金及び現金同等物の増減額 (△は減少)	Net increase (decrease) in cash and cash equivalents	(11,119)	4,822
現金及び現金同等物の期首残高	Cash and cash equivalents at beginning of period	83,159	72,040
現金及び現金同等物の期末残高	Cash and cash equivalents at end of period	72,040	76,862

**会社情報** (2022年6月30日現在)  
**Corporate Profile** (as of June 30, 2022)

商号	JA三井リース株式会社	Company Name	JA Mitsui Leasing, Ltd.
本社	〒104-0061 東京都中央区銀座8-13-1 銀座三井ビルディング TEL：03-6775-3000 FAX：03-6775-3795		Ginza Mitsui Building, 8-13-1 Ginza, Chuo-ku, Tokyo 104-0061 Tel: (+81) 3-6775-3000 Fax: (+81) 3-6775-3795
事業内容	賃貸事業、割賦販売事業、 各種ファイナンス事業、その他付帯事業	Business Activities	Leasing, installment sales, financing, and other associated business
設立	2008年4月1日	Established	April 1, 2008
代表者	代表取締役 社長執行役員 新分 敬人	Representative	President & CEO Keito Shimbu
資本金	320億円	Capital Stock	32 billion yen
決算期	3月31日	Fiscal year-end	March 31
主要株主	農林中央金庫 三井物産株式会社 全国農業協同組合連合会 株式会社三井住友銀行 三井住友信託銀行株式会社 三井住友海上火災保険株式会社 大樹生命保険株式会社 株式会社西日本シティ銀行 三井住友トラスト保証株式会社 全国共済農業協同組合連合会	Major Shareholders	The Norinchukin Bank Mitsui & Co., Ltd. Zen-Noh (National Federation of Agricultural Co-operative Associations) Sumitomo Mitsui Banking Corporation Sumitomo Mitsui Trust Bank, Limited Mitsui Sumitomo Insurance Co., Ltd. Taiju Life Insurance Co., Ltd. The Nishi-Nippon City Bank, Ltd. Sumitomo Mitsui Trust Guarantee Co., Ltd. JA Kyosai (National Mutual Insurance Federation of Agricultural Cooperatives)
支店	札幌、盛岡、仙台、宇都宮、さいたま、 長野、新潟、金沢、静岡、名古屋、大阪、 岡山、広島、高松、台北	Branches	Sapporo, Morioka, Sendai, Utsunomiya, Saitama, Nagano, Niigata, Kanazawa, Shizuoka, Nagoya, Osaka, Okayama, Hiroshima, Takamatsu, Taipei
関係会社	JA三井リース九州株式会社(福岡) 株式会社日本包装リース JA三井リースオート株式会社 JA三井エナジーソリューションズ株式会社 JA三井リースアセット株式会社 JA三井リース建物株式会社 協同ライフケア株式会社 JA Mitsui Leasing USA Holdings, Inc. (ニューヨーク) JA Mitsui Leasing Capital Corporation (ニューヨーク) First Financial Holdings, LLC (カリフォルニア) First Financial Corporate Services, Inc. (カリフォルニア) PT. Mitsui Leasing Capital Indonesia (ジャカルタ) JA Mitsui Leasing Asia Pacific Holding Pte. Ltd. (シンガポール) JA Mitsui Leasing Singapore Pte. Ltd. (シンガポール) JAML Malaysia Sdn. Bhd. (クアラルンプール)	Affiliated Companies	JA Mitsui Leasing Kyushu, Ltd. (Fukuoka) Japan Packaging Machinery Lease Co., Ltd. JA Mitsui Leasing Auto, Ltd. JA Mitsui Energy Solutions, Ltd. JA Mitsui Lease Asset, Ltd. JA Mitsui Leasing Tatemono Co., Ltd. Kyodo Lifecare Co. JA Mitsui Leasing USA Holdings, Inc. (New York) JA Mitsui Leasing Capital Corporation (New York) First Financial Holdings, LLC (California) First Financial Corporate Services, Inc. (California) PT. Mitsui Leasing Capital Indonesia (Jakarta) JA Mitsui Leasing Asia Pacific Holding Pte. Ltd. (Singapore) JA Mitsui Leasing Singapore Pte. Ltd. (Singapore) JAML Malaysia Sdn. Bhd. (Kuala Lumpur)